



St. Edmund's Nursery School

SEPTEMBER NEWSLETTER – 2018

“How wonderful it is that nobody need wait a single moment before starting to improve the world.” Anne Frank

Welcome to St. Edmund's Nursery School – We are so excited to get started! We have been working hard over the summer to prepare a spectacular school year for your children. We can't wait to see our returning families and offer a warm welcome to our new families joining the SENS community!

September

Color: Yellow Number: #1 Shape: Circle

Christian Quality: Friendship

Bible Verse: “A friend always loves you,” Proverbs 17:17

Our wonderful staff is:

Pre K - Mrs. Leslie Long and Mrs. Lani Di Bona, Assistant

5 Day Class- Mrs. Sylvia Grimes and Mrs. Carol Schraer

MWF Old 4's - Mrs. Cheryl Elffers and Mrs. Erica Pegram, Assistant

MWF Young 4's: Mrs. Suzanne Holder and Mrs. Kerry Reiling, Assistant

MWF 3 Year Olds -Mrs. Stephanie Doerning and Mrs. Barbara Wagner and Ms. Janet Cooper, Assistant

T/Th Old 3's: Mrs. Kerry Reiling and Mrs. Angela Hopf and Mrs. Sarah Schoettler, Assistant

T/Th Young 3's: Mrs. Stephanie Doerning, Mrs. Cheryl Elffers and Mrs. Renee Seals, Assistant

Musical Director: Mrs. Susan Norman

Assistant to Head of School: Mrs. Angela Hopf

Administrative Assistant: Mrs. Lani Di Bona

Assistant to All Staff: Mrs. Carol Mekailian

Head of School: Mrs. Liz Westphal

Our Board of Directors are:

Rector – Father Bill Doggett, Interim Rector

Head of School – Liz Westphal

Chair – Jenny Kaw

Treasurer – Melissa Heuer

Assistant Treasurer – Megan Mastroianni

Secretary – Hayley Boaz

Publicity/Personnel – Melissa Boozell

Minor Fundraising – Carolina Kokoris

Major Fundraising – Kelley Terrazas

Special Events and Room Parent Coordinator – Jessica Davis

Enrichment – Aniela Rigali

Building and Grounds– Michelle Sutton Stowell

Hospitality – Jill Lynn

Long Range Planning – Victoria Ramirez

Vestry Representative – Debra Spaulding

Director of Youth Ministries – Reverend Heather Blackstone

Emergency Disaster News:

SENS has an out of state contact for our disaster procedures.

Please keep this number with you at all times.

St. Thomas Preschool, Eugene OR

541-484-0682 – Director, Patty Lyon

This out of state contact will be your “go to number” in the event of a major disaster/emergency should our phone system become impaired. The reason for having an out of state contact is to free up the local communication system in the disaster area. In the event of an emergency, you will call our out of state contact to receive information about our status. Our contact will be notified by a SENS staff member regarding injuries or the well being of all students and staff here at St. Edmund’s. Please be advised that it may take up to an hour before the out of state contact has any information. We will update St. Thomas Preschool every hour or so with updates and our families can be assured information is properly managed.

Sharing:

Some classes participate in sharing and classroom teachers will discuss this at the coffee mornings. If your child does bring something in please label your sharing, sweaters, jackets, and lunch boxes with your child’s first and last name.

Upcoming Activities:

Coffee morning dates – invitations will come home soon. This is an opportunity to meet your child’s teacher and hear about the exciting year ahead.

Thursday, September 20 – Pre-K

Friday, September 21 – 5 Day

Monday, September 24 – Young 4’s

Tuesday, September 25 – T/Th Older 3’s

Wednesday, September 26 – MWF 3’s

Thursday, September 27 – T/Th Young 3’s

Friday, September 28 – Older 4’s

October 1- Chapel at 10:10 for MWF and 5 Day Classes

October 2 – Chapel at 10:10 for T/Th and Pre-K Classes

October 1 and 2 – Our first Spirit Days, come in SENS T-shirts

October 4 and 5 – Julie Lilly Photography – Picture Days – order forms will be sent home soon.

Special Announcements:

- Save the date for our family **Fall Festival** – Friday, October 19th – More information to come!
- **(Remember, every family must participate and work a shift!)**
- We encourage children to wear our SENS spirit gear every day (not just designated days) to show their SENS spirit. This allows children to “save” their other clothing from paint and play!
- On sunny days please remember to protect your child’s skin with sunscreen!
- Please no open shoes, this includes Crocks.
- Please, no backpacks.

Thank You!

St Edmund's Nursery School

Signing "In and Out" Procedures

Please read the following message very carefully! It pertains to every child in our school, each school day, and must be followed as outlined. This is a regulation of the State Department of Social Services requiring that every child in every preschool in California must be signed in and out with the time documented by a responsible adult every time he/she attends school.

1. Bring the child(ren) to the gate for the usual health inspection and acceptance.
2. After acceptance, sign the child(ren) IN along with the time on the clip boards on the gate.*
3. Any child(ren) who arrive late must be brought to the office and signed IN.
4. Any child(ren) who leave early must be signed OUT at the office.
5. Pick up the child(ren) at their usual time and place and sign them OUT along with the time on the clip boards provided by the teachers.

Your full name and time must be clearly documented on these sheets.

On rainy days, you will drive through for arrival just like at regular dismissal the clip boards will be brought to your car and the children will be accepted into school.

***This ruling is for the safety of your child(ren). It is a State licensing mandate that each parent, babysitter or carpool parent must sign their full name (first and last names) along with the time of drop off and pick up. No children's signatures, please.**

Thank you very much for your cooperation.

St. Edmund's Nursery School

Arrival and Dismissal Time

We are always concerned about the safety of our children in the parking lot during the morning drop-off and afternoon pick-up. We try to make both these times as quick and easy as possible.

Arrival:

Always enter the northern most driveway, being sensitive to the cars behind you; don't let them hang out onto San Gabriel Blvd. Please avoid lingering at the entrance and please park in the first available space. **Please note the entrance and exit signs.**

After finding a parking space, immediately take your child/carpool to the west white wall. **Please do not park in the designated parking spots.** You will then follow the **yellow feet** to the gate at the top of the playground. This should eliminate children in the middle of the lot with cars going in and out.

- Please have your child wash their hands with either antibacterial wash or wet wipes provided by the school at the front gate prior to entering through the gates.

After your child/carpool is admitted into school, **sign them IN** with your first and last name and the time and then **exit the parking lot via the second (southern) driveway.** If you need to leave a car seat, please leave them at the front gate or at the picnic table inside the gate and then pick up car seats while you wait in line for pick-up.

Dismissal:

When picking up your child/carpool, enter the grounds as you did in the morning. Please swing into the parking lot wide to get as many cars off of San Gabriel Blvd. as possible. Drive through to your pick-up area, see attached map, and exit the south parking lot making a right turn only. **PLEASE stay in your car**, the teachers will bring your child/carpool to your car. Please **sign your child/carpool OUT** including the time and then **pull forward to the most southern parking lot. There you can stop and secure your child/carpool in their seats.**

We want to keep the traffic of cars moving, so if you walk up to your dismissal area, the teachers will help the carpool car line first and then tend to you. **Always hold your child's hand while walking through the parking lot.**

The teachers would love to talk to each of you about your children, but long conversations at dismissal time will only delay everyone. Should you desire to talk to your teacher, please feel free to arrange a time with your teachers other than dismissal time.

Remember for the safety of all, **no cell phones are allowed in the carpool line or at picnic pick-up, including hands free.** We hope this will make it safe for all the children and parents.

If for any reason you park in the south parking lot, please do not park in the spaces that are **marked reserved.** Thank You!

St. Edmund's Nursery School

Hand Washing

Reminding your child to wash his/her hands with soap and water should be an everyday routine practiced many times a day. Sometimes we all forget that you are actually washing away unseen germs that can make you and your child ill. Germs can spread many illnesses quickly; colds, sore throats, flu, conjunctivitis (pink eye), and impetigo, just to name a few. Proper hand washing with an antibacterial liquid soap should become a habit that you and your child practice together to help fight the spread of unwanted germs.

When should hands be washed with an antibacterial liquid soap and water?

1. Before and after diapering (baby's hands too).
2. After toileting.
3. Before preparing food.
4. Before and after eating meals or snacks.
5. After playing outdoors.
6. After blowing a nose or covering a cough.
7. After house cleaning.
8. Before and after treating cuts or scratches.
9. After handling pets.

Washing hands together can be a pleasant and soothing way to set the tone for the next event and time to engage in special one on one conversation with your child. To develop your child's hygiene awareness and important language skills, you may wish to talk with your child about proper hand washing steps:

1. Use warm running water to wet hands
2. Rub hands together with soap to work up a lather, scrubbing the backs and fronts of your hands, in between your fingers, and under your nails to help kill germs in their favorite hiding places. You should spend at least 20 seconds washing your hands.
3. Rinse your soapy hands well with warm running water.
4. Dry hands with a clean paper towel. Use towel to turn off faucet to avoid contact with germs. When finished, throw towel away.

Start practicing these tips with your child early in his/her life to help promote good hygiene habits by washing often with an antibacterial liquid soap and water.

Happy Hand washing!

St. Edmund's Nursery School

PICNIC DAY INFORMATION

St. Edmund's Nursery School will be offering Picnic on Monday, Wednesday, Thursday, and Friday afternoons starting September 17th through May 31st. These picnic afternoons are from 12:00-3:00p.m. and all the children enrolled at St. Edmund's are welcome to attend. You may attend picnic hours any day throughout the month even on the days you do not attend a regular class.

Each child should bring their own lunch in a bag or box with **their first and last name** on the outside. AS A PRECAUTIONARY MEASURE, NO PEANUT BUTTER OR NUT PRODUCTS ARE ALLOWED. The school will serve water or you may provide your own healthy choice.

Sign-ups for Picnic Days will begin September 10th and September 11th. You may sign-up your child for picnics at drop off or in the office. Picnics begin on **Monday September 17th**. **Payment of \$25.00 per Picnic is required at sign-up time. Please write the picnic date(s) in the memo section of your check.** Please place check in the labeled container near sign-ups. You may sign-up for other children attending as long as you have their payment.

There is a maximum of 30 children that can be accommodated for each picnic. Sign-ups are on a first come basis. **A minimum of 8** children is required to have a picnic afternoon. If your child is absent from school on Picnic day, you will be given a coupon that is good for one Picnic to be used at a later date.

We will also be offering occasional Special Picnic activities that will serve as "enrichment" for your child. These will incur an additional charge and are strictly optional. Please note, you can come to any special picnic day and choose not to participate in the "special activity."

Picnic Information will be discussed at Coffee Mornings!
Questions? Ask Mrs. Mekailian or Mrs. Westphal.

Schedule of Picnic Days

At 12 noon the children go to the bathroom and wash their hands. They all group together for roll call in the music room and go outside on the patio for their picnic lunch.

After lunch there is time to play outside and have an art or other fun activity.

The last 15 minutes is spent inside for story time and snack.

Dismissal time is ***3:00 SHARP, or before.** Drive through or walk to red entrance doors to pick up your child.

***REMINDER: A LATE FEE OF \$15.00 WILL BE CHARGED AFTER 3:05pm.**

September

Friendship

Welcome back to St. Edmund's!


As we begin the new school year we are filled with hope and joy for the year to come. Both parents and children will be making new friends and reconnecting with old ones. It is the perfect time to remember our Christian quality of friendship, as we form new bonds and deepen existing relationships.

We look forward to celebrating all the joys of being and having a friend with all of our St. Edmund's families. With that goal in mind, we have curated a list of books for both parents and children that help explain the importance of friendship and provide tools to help our little ones navigate their new world.


Inspiration

<p>“A friend is one of the nicest things you can have and one of the best things you can be.” - Winnie the Pooh</p>
<p>“I don't like that man. I must get to know him better.” – Abraham Lincoln</p>
<p>“A friend may be waiting behind a stranger's face.” – Maya Angelou</p>

Children's Book List



Friends by Rob Lewis. Oscar moves to a new town with his mother and tries to make friends. At first, Oscar is critical of new kids he meets and refuses their invitations to play. Oscar eventually realizes that in order to make friends he will have to be more flexible and try playing new things. 3+




Crazy Hair Day by Barney Saltzberg. Readers will feel for the main character in this story, who mistakenly dresses up for crazy hair day when it is picture day, and appreciate his classmates' super, compassionate response. 3+



George and Martha by James Marshall. The two are able to counterbalance each other's insecurities and imperfections in short, funny vignettes. While one's flaw is found out, the other never shames them, but gently and lovingly offers reassurance. 3+

Parent Book List



The Unwritten Rules of Friendship: Simple Strategies to Help Your Child Make Friends. This handbook helps parents sharpen any child's social skills by identifying the "unwritten rules" that govern all relationships.

St. Edmund's Nursery School

Drop Off and Pick Up Drive-Through Instructions

