



St. Edmund's Nursery School

SEPTEMBER NEWSLETTER – 2019

“How wonderful it is that nobody need wait a single moment before starting to improve the world.” Anne Frank

Welcome to St. Edmund's Nursery School – We are so excited to get started! We have been working hard over the summer to prepare a spectacular school year for your children. We can't wait to see our returning families and offer a warm welcome to our new families joining the SENS community!

September

Color: Yellow Number: #1 Shape: Circle

Christian Quality: Friendship

Bible Verse: “A friend always loves you,” Proverbs 17:17

Our wonderful staff is:

Pre K - Mrs. Leslie Long and Mrs. Lani Di Bona, Assistant

5 Day Class- Mrs. Sylvia Grimes and Mrs. Carol Schraer

MWF Old 4's - Mrs. Cheryl Elffers and Mrs. Erica Pegram, Assistant

MWF Young 4's: Mrs. Suzanne Holder and Mrs. Kerry Reiling, Assistant

MWF 3 Year Olds -Mrs. Stephanie Doering, Mrs. Barbara Wagner and Ms. Janet Cooper, Assistant

T/Th Old 3's: Mrs. Kerry Reiling, Mrs. Angela Hopf and Mrs. Sarah Schoettler, Assistant

T/Th Young 3's: Mrs. Cheryl Elffers, Ms. Janet Cooper and Mrs. Renee Seals, Assistant

Musical Director: Mrs. Susan Norman

Assistant to Head of School: Mrs. Angela Hopf

Administrative Assistant: Mrs. Lani Di Bona

Assistant to All Staff: Mrs. Carol Mekailian

Head of School: Mrs. Liz Westphal

Our Board of Directors are:

Rector – Fr. Bill Doggett, Interim Rector, St. Edmund's Episcopal Church

Head of School – Liz Westphal

Chair – Jessica Davis

Treasurer – Megan Mastroianni

Assistant Treasurer – Judy Kim

Secretary – Jamie Zapata

Publicity/Personnel – Lindsay Wyman

Community Development – Carolina Kokoris

Major Fundraising – Jill Lynn

Special Events and Room Parent Coordinator – Laura Repstad

Enrichment – Jennifer Young Fong

Building and Grounds– Michelle Sutton Stowell

Hospitality – Nicole Lamb

Long Range Planning & Annual Fund – Amanda Wade

Vestry Representative – Debra Spaulding

Director of Youth Ministries – Reverend Heather Blackstone

Emergency Disaster News:

SENS has an out of state contact for our disaster procedures.

Please keep this number with you at all times.

St. Thomas Preschool, Eugene OR

541-484-0682 – Director, Patty Lyon

This out of state contact will be your “go to number” in the event of a major disaster/emergency should our phone system become impaired. The reason for having an out of state contact is to free up the local communication system in the disaster area. In the event of an emergency, you will call our out of state contact to receive information about our status. Our contact will be notified by a SENS staff member regarding injuries or the well being of all students and staff here at St. Edmund’s. Please be advised that it may take up to an hour before the out of state contact has any information. We will update St. Thomas Preschool every hour or so with updates and our families can be assured information is properly managed.

Sharing:

Some classes participate in sharing and classroom teachers will discuss this at the coffee mornings. If your child does bring something in please label your sharing, sweaters, jackets, and lunch boxes on the outside with your child’s first and last name.

Upcoming Activities:

Coffee morning dates – invitations will come home soon. This is an opportunity to meet your child’s teacher and hear about the exciting year ahead.

Thursday, September 19 – Pre-K

Friday, September 20 – 5 Day

Monday, September 23 – Old 4’s

Tuesday, September 24 – T/Th Old 3’s

Wednesday, September 25 – MWF 3’s

Thursday, September 26 – T/Th Young 3’s

Friday, September 27 – Young 4’s

October 2 and 3 – Julie Lilly Photography – Picture Days – order forms will be sent home soon.

October 7- Chapel at 9:00 for MWF and 5 Day Classes – Blessing of the Animals

October 8 – Chapel at 9:00 for T/Th and Pre-K Classes – Blessing of the Animals

October 10 and 11 – Our first Spirit Days, come in SENS t-shirts

Special Announcements:

- Save the date for our family **Fall Festival** – Friday, October 11th – More information to come!
- **(Remember, every family must participate and work a shift!)**
- We encourage children to wear our SENS spirit gear every day (not just designated days) to show their SENS spirit. This allows children to “save” their other clothing from paint and play!
- On sunny days please remember to protect your child’s skin with sunscreen!
- Please no open shoes, this includes Crocks.
- Please, no backpacks.

Thank You!

St Edmund's Nursery School

Signing "In and Out" Procedures

Please read the following message very carefully! It pertains to every child in our school, each school day, and must be followed as outlined. This is a regulation of the State Department of Social Services requiring that every child in every preschool in California must be signed in and out with the time documented by a responsible adult every time he/she attends school.

1. Sign the child(ren) IN along with the time on the clip boards on the gate.*
2. Bring the child(ren) to the gate for the usual health inspection and acceptance.
3. Any child(ren) who arrive late must be brought to the office and signed IN. Enter through the large San Gabriel gate.
4. Any child(ren) who leave early must be signed OUT at the office.
5. Pick up the child(ren) at their usual time and place and sign them OUT along with the time on the clip boards provided by the teachers.

Your full name and time must be clearly documented and legible on these sheets.

On rainy days, you will drive through for arrival, just like at regular dismissal, the clip boards will be brought to your car and the children will be accepted into school.

***This ruling is for the safety of your child(ren). It is a State licensing mandate that each parent, babysitter or carpool parent must sign their full name (first and last names) along with the time of drop off and pick up. No children's signatures, please.**

Thank you very much for your cooperation.

St. Edmund's Nursery School

Arrival and Dismissal Time

We are always concerned about the safety of our children in the parking lot during the morning drop-off and afternoon pick-up. We try to make both these times as quick and easy as possible.

Arrival:

Always enter the northern most driveway, being sensitive to the cars behind you; don't let them hang out onto San Gabriel Blvd. Please avoid lingering at the entrance and please park in the first available space. **Please note the entrance and exit signs.**

After finding a parking space, immediately take your child to the sign in area at the long playground gate. **Please do not park in the designated parking spots.** Please hold your child's hand and keep them close to you in line until they are inside the campus.

- Please sign your child/children in on their class sheets with your first and last name and the time. Your signature must be legible.
- Please have your child wash their hands with either antibacterial wash or wet wipes provided by the school at the front gate prior to entering through the gates.
- After your child/children are admitted into school, **exit the parking lot via the second (southern) driveway.** If you need to leave a car seat, please leave them at the front gate or at the table inside the gate and then pick up car seats while you wait in line for pick-up. Drive very cautiously at all times when in the parking lot and/or carpool line.

Dismissal:

When picking up your child/carpool, enter the grounds as you did in the morning. Please swing into the parking lot wide to get as many cars off of San Gabriel Blvd. as possible. Drive through to your pick-up area, see attached map, and exit the south parking lot making a right turn only. **PLEASE stay in your car**, the teachers will bring your child/carpool to your car. Please **sign your child/carpool OUT including the time and then pull forward to the most southern parking lot. There you can stop and secure your child/carpool in their seats.**

We want to keep the traffic of cars moving, so if you walk up to your dismissal area, the teachers will help the carpool car line first and then tend to you. **Always hold your child's hand while walking through the parking lot.**

The teachers would love to talk to each of you about your children, but long conversations at dismissal time will only delay everyone. Should you desire to talk to your teacher, please feel free to arrange a time with your teachers other than dismissal time.

Remember for the safety of all, **no cell phones are allowed in the carpool line or at picnic pick-up, including hands free.** We hope this will make it safe for all the children and parents.

If for any reason you park in the south parking lot, please do not park in the spaces that are **marked reserved.** Thank You!

St. Edmund's Nursery School

Hand Washing

Reminding your child to wash his/her hands with soap and water should be an everyday routine practiced many times a day. Sometimes we all forget that you are actually washing away unseen germs that can make you and your child ill. Germs can spread many illnesses quickly; colds, sore throats, flu, conjunctivitis (pink eye), and impetigo, just to name a few. Proper hand washing with an antibacterial liquid soap should become a habit that you and your child practice together to help fight the spread of unwanted germs.

When should hands be washed with an antibacterial liquid soap and water?

1. Before and after diapering (baby's hands too).
2. After toileting.
3. Before preparing food.
4. Before and after eating meals or snacks.
5. After playing outdoors.
6. After blowing a nose or covering a cough.
7. After house cleaning.
8. Before and after treating cuts or scratches.
9. After handling pets.

Washing hands together can be a pleasant and soothing way to set the tone for the next event and time to engage in special one on one conversation with your child. To develop your child's hygiene awareness and important language skills, you may wish to talk with your child about proper hand washing steps:

1. Use warm running water to wet hands
2. Rub hands together with soap to work up a lather, scrubbing the backs and fronts of your hands, in between your fingers, and under your nails to help kill germs in their favorite hiding places. You should spend at least 20 seconds washing your hands.
3. Rinse your soapy hands well with warm running water.
4. Dry hands with a clean paper towel. Use towel to turn off faucet to avoid contact with germs. When finished, throw towel away.

Start practicing these tips with your child early in his/her life to help promote good hygiene habits by washing often with an antibacterial liquid soap and water.

Happy Hand washing!

St. Edmund's Nursery School

PICNIC DAY INFORMATION

St. Edmund's Nursery School will be offering Picnic on Monday, Wednesday, Thursday, and Friday afternoons starting September 16th through May 29th. These picnic afternoons are from 12:00-3:00p.m. and all the children enrolled at St. Edmund's are welcome to attend. You may attend picnic hours any day throughout the month, even on the days you do not attend a regular class.

Each child should bring their own lunch in a bag or box with **their first and last name** on the outside. AS A PRECAUTIONARY MEASURE, NO PEANUT BUTTER OR NUT PRODUCTS ARE ALLOWED. The school will serve water or you may provide your own healthy choice.

Sign-ups for Picnic Days will begin September 9th and September 10th. You may sign-up your child for picnics at drop off or in the office. Picnics begin on **Monday September 16th**. **Payment of \$25.00 per Picnic is required at sign-up time.** Please place check in the labeled container near sign-ups. You may sign-up for other children attending as long as you have their payment.

There is a maximum of 30 children that can be accommodated for each picnic. Sign-ups are on a first come basis. **A minimum of 8** children is required to have a picnic afternoon. If your child is absent from school on Picnic day, you will be given a credit that is good for your next picnic.

We will also be offering occasional Special Picnic activities that will serve as "enrichment" for your child. These will incur an additional charge and are strictly optional. Please note, you can come to any special picnic day and choose not to participate in the "special activity."

Picnic Information will be discussed at Coffee Mornings!
Questions? Ask Mrs. Mekailian or Mrs. Westphal.

Schedule of Picnic Days

At 12 noon the children go to the bathroom and wash their hands. They all group together for roll call in the music room and go outside on the patio for their picnic lunch.

After lunch there is time to play outside and have an art or other fun activities.

The last 15 minutes is spent inside for story time and snack. Snack may also be given at the picnic tables.

Dismissal time is ***3:00 SHARP, or before.** Drive through or walk to red entrance doors to pick up your child.

***REMINDER: A LATE FEE OF \$15.00 WILL BE CHARGED AFTER 3:05pm.**

St. Edmund's Nursery School
Christian Quality of the Month

Friendship

We begin the school year filled with joy, excitement, and hope for the year to come. In September, we celebrate the Christian quality of FRIENDSHIP. The joy of making new friends and reconnecting with old friends, the excitement of seeing one another grow and develop, and the hope that we care for one another.


Here are bits of inspiration and recommended readings that you can share with your children to help them understand the importance of friendship and how to nurture relationships.

"Friendship is always a sweet responsibility, never an opportunity." –Khalil Gibran

"Friends are the family you choose." –Jess C Scott


"If ever there is tomorrow when we're not together... there is something you must always remember. You are braver than you believe, stronger than you seem, and smarter than you think. But the most important thing is, even if we're apart... I'll always be with you." –Winnie the Pooh

Children's Book List




Bob and Otto

by Robert O. Bruel



Can I Play Too?

by Mo Willems



Stick and Stone

by Beth Ferry